



Qualys Unified Dashboard v1.x

Release Notes

Version 1.2.1

December 1, 2022


Here's what's new in Qualys Unified Dashboard 1.2.1!

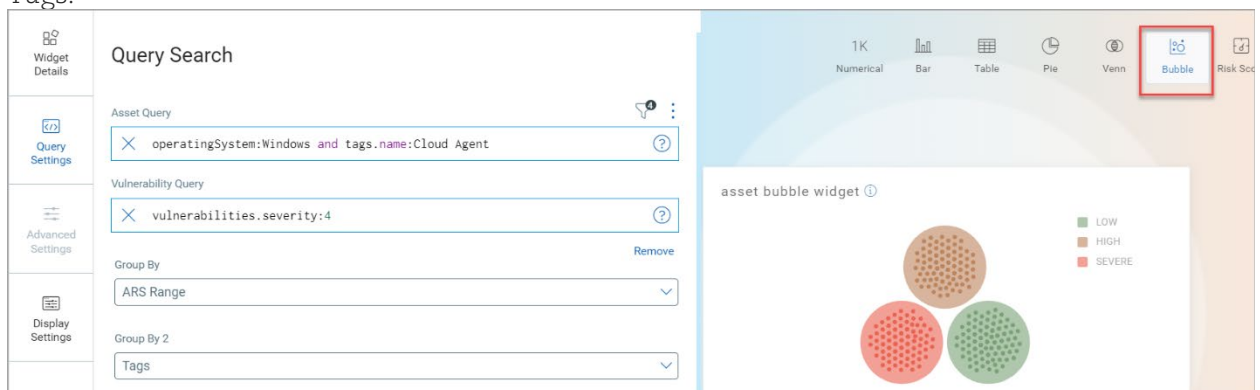
[New Widget for Vulnerability Management](#)

New Widget for Vulnerability Management

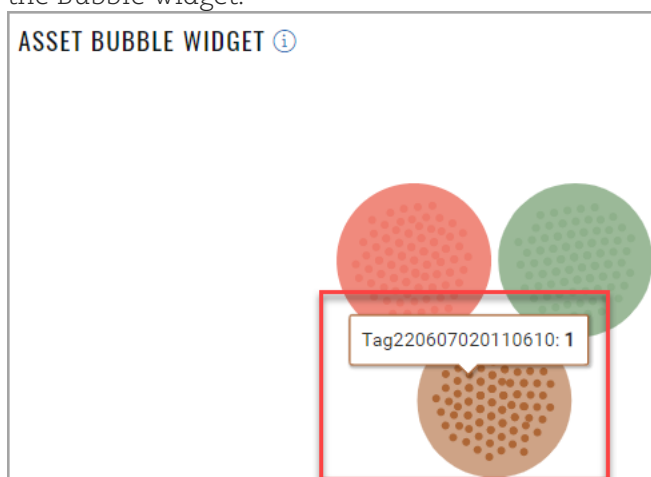
With this release, we have introduced Bubble widget for the Vulnerability Management application. Bubble widget is a logical grouping of assets comprising Asset Risk Score (ARS) in the outer circle and Asset tags in the inner circle of the widget. The outer and inner circles are clickable and direct you to the Vulnerabilities page.

Perform the following steps on the dashboard for the Vulnerability Management application to use Bubble widget:

1. Click **Add Widget**  and select **Build your widget**.
2. In the **Widget Details**, select **Bubble** widget and provide the widget's name.
3. Click **Query Settings**.
4. Provide the **Asset** or **Vulnerability** query. By default, the Group By is for ARS Range and Tags.



5. Click **Add to dashboard** to view the widget on the dashboard.
6. To view the report of the query created, hover the mouse on the inner or outer circle of the Bubble widget.



7. You are redirected to the Vulnerabilities page that lists the assets based on the query you provided.