



Qualys 8.9.6 Release Notes

This new release of the Qualys Cloud Suite of Security and Compliance Applications includes the following improvements.

Tomcat Server Authentication Now Available in VM

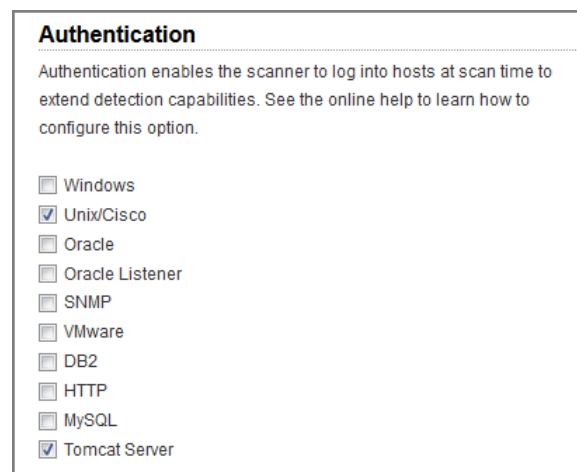
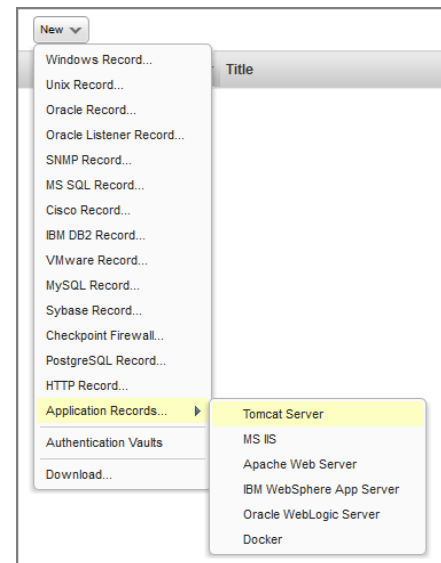
We now support vulnerability scans for tomcat servers running on Unix hosts. Simply create a Tomcat Server authentication record with details about your Tomcat installation and instance. Unix authentication is also required so you'll also need a Unix record for each host running the server. *Note - Tomcat Server authentication was already supported for compliance scans.*

Create a Tomcat Server authentication record

Go to Scans > Authentication. Then New > Application Records > Tomcat Server, as shown on the right.

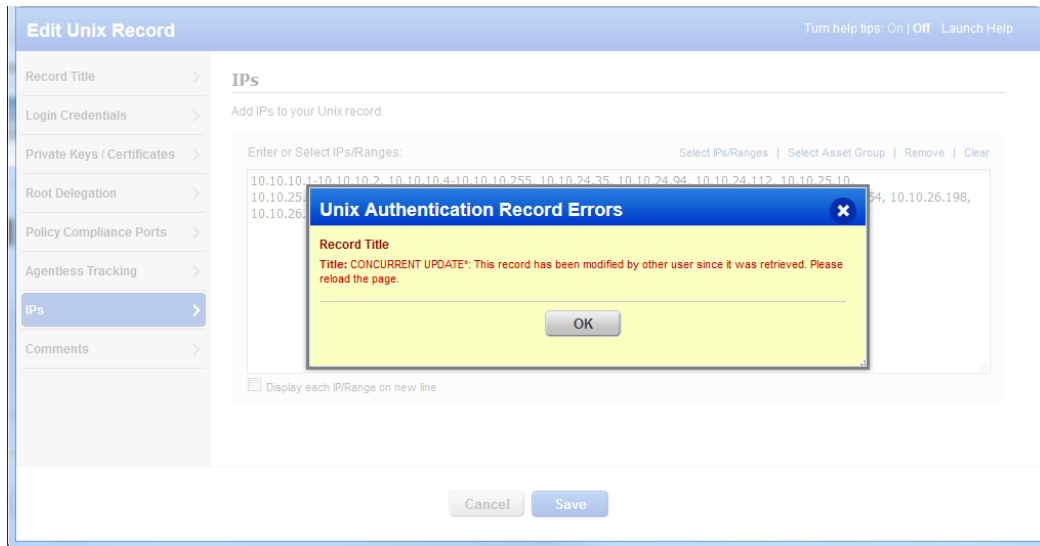
Enable Tomcat Server authentication in your option profile

Be sure to select both Tomcat Server and Unix/Cisco in your scan option profile.



New Check for Concurrent Updates to Authentication Records

Now we'll prevent one user from overwriting changes made by other users in the case where multiple users are updating the same record. When you save an authentication record we'll check to see if any other users were editing the same record at the same time. If another user saved changes to the record while you had it open you'll see a concurrent update message. Just reload the page to get the latest settings, then make any changes you wish and save them.



Issues Addressed

Fixed the Launch Help link in the Oracle WebLogic Authentication record.